

# ALUTOWER 140



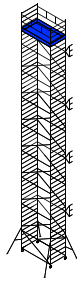
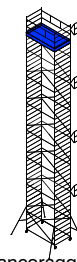
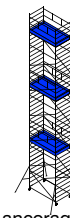
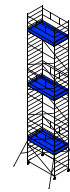
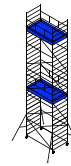
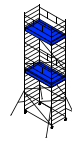
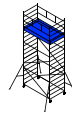
# 140X240

CERTIFICATO - CERTIFICATED  
MARC 106

Dimensione Torre m 1,40X2,40  
Tower dimensions m 1,40X2,40

**Kg 501**

Carico complessivo consentito  
Total load permitted



UNIVERSITÀ DI PERUGIA  
UNI EN 1004

senza ancoraggio  
without anchorage UNI EN 1004

con ancoraggio  
with anchorage

<b>H MAX PONTEGGIO</b> H MAX MOBILE TOWER	m	2,20	2,90	4,00	4,70	5,80	6,50	7,60	8,30	9,40	10,10	11,20	11,90	13,00	13,70	14,80	15,50	16,60	17,30
<b>H MAX PIANO DI LAVORO</b> H MAX WORK PLATFORM	m	1,10	1,70	2,60	3,50	4,40	5,30	6,20	7,10	8,00	8,90	9,80	10,70	11,60	12,50	13,40	14,30	15,20	16,10
<b>ALZATA BASE m 2,20</b> ruote telescopiche TOWER BASE m 2,20 telescopic wheels	CODE 20926 n	1	1	1	1	1	1	1	1	1	1	1	1	1	1	1	1	1	1
<b>ALZATA TORRE m 1,80</b> TOWER m 1,80	CODE 20927 n	0	0	1	1	2	2	3	3	4	4	5	5	6	6	7	7	8	8
<b>ALZATA TERMINALE con parapetto m 0,80</b> FINAL TOWER with guard rail m 0,80	CODE 20928 n	0	1	0	1	0	1	0	1	0	1	0	1	0	1	0	1	0	1
<b>PREZZO BASE + ALZATE TORRE</b> BASE + TOWER PRICE																			
<b>PIANI LAVORO</b> WORK PLATFORM	CODE 20810 n	1	1	1	1	1	2	2	2	2	3	3	3	3	1	1	1	1	1
<b>PARAPETTO</b> GUARD RAIL	CODE 20849 n	1	0	1	0	1	1	2	1	2	2	3	2	3	0	1	0	1	0
<b>4 STAFFE STABILIZZATRICI</b> 4 STABILIZER	CODE 20851 n	0	0	1	1	1	1	1	1	1	1	1	1	1	1	1	1	1	1
<b>PREZZO UNI EN 1004</b> UNI EN 1004 PRICE																			

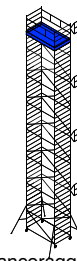
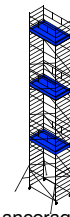
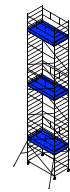
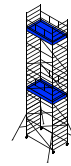
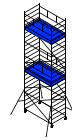
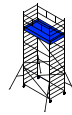
# 140X180

CERTIFICATO - CERTIFICATED  
MARC 107

Dimensione Torre m 1,40X1,80  
Tower dimensions m 1,40X1,80

**Kg 367**

Carico complessivo consentito  
Total load permitted



UNIVERSITÀ DI PERUGIA  
UNI EN 1004

senza ancoraggio  
without anchorage UNI EN 1004

con ancoraggio  
with anchorage

<b>H MAX PONTEGGIO</b> H MAX MOBILE TOWER	m	2,20	2,90	4,00	4,70	5,80	6,50	7,60	8,30	9,40	10,10	11,20	11,90	13,00	13,70	14,80	15,50		
<b>H MAX PIANO DI LAVORO</b> H MAX WORK PLATFORM	m	1,10	1,70	2,60	3,50	4,40	5,30	6,20	7,10	8,00	8,90	9,80	10,70	11,60	12,50	13,40	14,30		
<b>ALZATA BASE m 2,20</b> ruote telescopiche TOWER BASE m 2,20 telescopic wheels	CODE 20929 n	1	1	1	1	1	1	1	1	1	1	1	1	1	1	1	1		
<b>ALZATA TORRE m 1,80</b> TOWER m 1,80	CODE 20930 n	0	0	1	1	2	2	3	3	4	4	5	5	6	6	7	7		
<b>ALZATA TERMINALE con parapetto m 0,80</b> FINAL TOWER with guard rail m 0,80	CODE 20931 n	0	1	0	1	0	1	0	1	0	1	0	1	0	1	0	1		
<b>PREZZO BASE + ALZATE TORRE</b> BASE + TOWER PRICE																			
<b>PIANI LAVORO</b> WORK PLATFORM	CODE 20812 n	1	1	1	1	1	2	2	2	2	3	3	3	3	3	3	1		
<b>PARAPETTO</b> GUARD RAIL	CODE 20850 n	1	0	1	0	1	1	2	1	2	2	3	2	3	0	1	0		
<b>4 STAFFE STABILIZZATRICI</b> 4 STABILIZER	CODE 20851 n	0	0	1	1	1	1	1	1	1	1	1	1	1	1	1	1		
<b>PREZZO UNI EN 1004</b> UNI EN 1004 PRICE																			